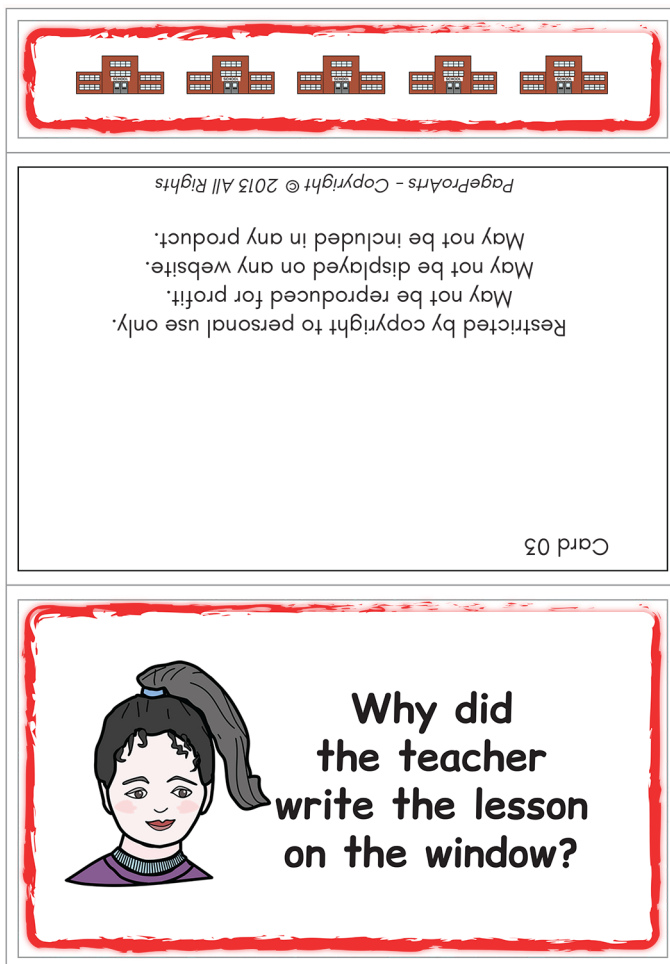


# Pun/Riddle Card/Small - Card 3:


Puns/Riddles - School

Print pages 2 & 3 on card stock and trim around each. Then fold on the two fold lines. (Print on the front and back of one piece of card stock or on two separate pieces. If printed on two pieces, cut the 3 inside pieces on the gray lines and attach to the inside of the folded card.)

Print a smaller card (page 4) on one sheet of card stock. Then cut in two and trim. Cut and paste the inside pieces to the inside of the folded card.



Outside



Inside

# Pun/Riddle Card/Small - Card 3:

Puns/Riddles - School

*Print and Trim One: Outside*



*PageProArts - Copyright © 2013 All Rights*

Restricted by copyright to personal use only.  
May not be reproduced for profit.  
May not be displayed on any website.  
May not be included in any product.

Card 03



**Why did the  
teacher write the  
lesson on the  
window?**

# Pun/Riddle Card/Small - Card 3:

Puns/Riddles - School

Print and Trim One: Inside ( Cut and paste inside pieces to folded card. )

(ugh...)

Ha-ha-ha!

She wanted  
the lesson  
to be CLEAR!






Why did the  
teacher write the  
lesson on the  
window?

Card 03

Restricted by copyright to personal use only.  
May not be reproduced for profit.  
May not be displayed on any website.  
May not be included in any product.

PageProArts - Copyright © 2013 All Rights



She wanted  
the lesson  
to be **CLEAR!**

Ha-ha-ha! (Ugh....)